

THE DIFFERENT VERSIONS OF THE COTIM 11 Model

Swing Gates
With standard boards of 125 x 25 mm Available in sliding gate (with central pillar 50 mm)



Cotim 11 - M1



Cotim 11 - M2

Swing Gates
With wide boards of 250 x 25 mm Available in sliding gate (with central pillar 50 mm)




Cotim 11 - M1
Large boards

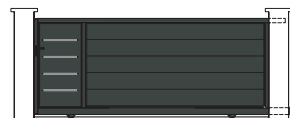


Cotim 11 - M2
Large boards

Sliding Gate
single leaf version



Cotim 11 - M4



Cotim 11 - M4
Large boards

All sliding gates are supported by the top rail, with a roller guide.

Cotim 11 with horizontal aluminium inserts. 2 finishes available: mirrored or brushed stainless steel look

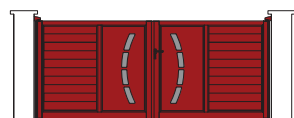


The COTIM 11 is available in swing and sliding versions, flat top only.

The decorative inserts are double-sided (inside and outside pattern). A simplified version is available with 1-sided decorative inserts (outside pattern only)

THE DIFFERENT VERSIONS OF THE COTIM 39

Swing Gates
With standard boards of 125 x 25 mm Available in Sliding Gate (with central pillar 50 mm)



Cotim 39 - M1

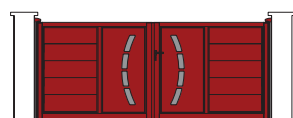


Cotim 39 - M2



Cotim 39 - M3

Swing Gates
With wide boards of 250 x 25 mm Available in Sliding Gate (with central pillar 50 mm)



Cotim 39 - M1
Large boards



Cotim 39 - M2
Large boards



Cotim 39 - M3
Large boards

Sliding Gate
single leaf version



Cotim 39 - M4



Cotim 39 - M4
Large boards

All Sliding Gates are supported by the top rail, with a roller guide.

Model with brushed stainless steel inserts



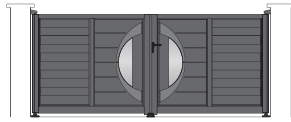
The COTIM 39 is available in Swing and Sliding versions, flat top only.

The decorative inserts are double-sided (inside and outside pattern). A simplified version is available with 1-sided decorative inserts (outside pattern only)

THE DIFFERENT VERSIONS OF THE ATLANTIDE MODEL

Swing Gates

With standard boards of 125 x 25 mm Available in sliding gate (with central pillar 50 mm)



Atlantide - M1



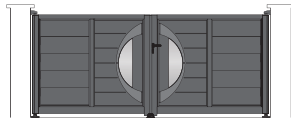
Atlantide - M2



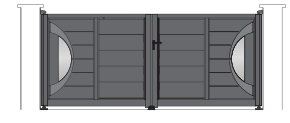
Atlantide - M3

Swing Gates

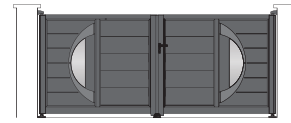
With wide boards of 250 x 25 mm Available in sliding gate (with central pillar 50 mm)



Atlantide - M1
Large boards



Atlantide - M2
Large boards



Atlantide - M3
Large boards

Sliding Gate

single leaf version



Atlantide - M4



Atlantide - M4
Large boards

All sliding gates are supported by the top rail, with a roller guide.

Model with brushed stainless steel inserts and white translucent glazing



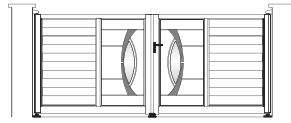
The ATLANTIDE is available in swing and sliding versions, flat top only.

The decorative inserts are double-sided (inside and outside pattern). A simplified version is available with 1ssided decorative inserts (outside pattern only)

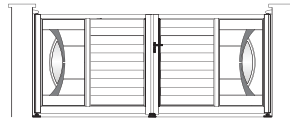
THE DIFFERENT VERSIONS OF THE ARKAD MODEL

Swing Gates

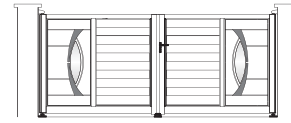
With standard boards of 125 x 25 mm Available in sliding gate (with central pillar 50 mm)



Arkad - M1



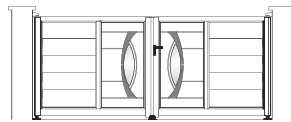
Arkad - M2



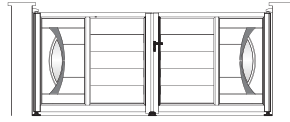
Arkad - M3

Swing Gates

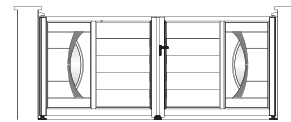
With wide boards of 250 x 25 mm Available in sliding gate (with central pillar 50 mm)



Arkad - M1
Large boards



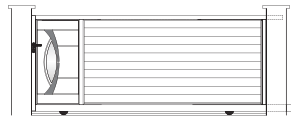
Arkad - M2
Large boards



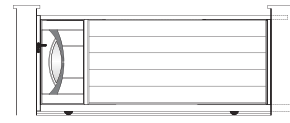
Arkad - M3
Large boards

Sliding Gate

single leaf version



Arkad - M4



Arkad - M4
Large boards

All sliding gates are supported by the top rail, with a roller guide.

Model with brushed stainless steel inserts and white translucent glazing



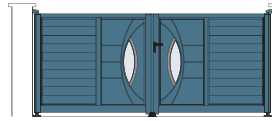
The ARKAD is available in swing and sliding versions, flat top only.

The decorative inserts are double-sided (inside and outside pattern). A simplified version is available with 1ssided decorative inserts (outside pattern only)

THE DIFFERENT VERSIONS OF THE ANTALYA

Swing Gates

With standard boards of 125 x 25 mm Available in sliding gate (with central pillar 50 mm)



Antalya - M1



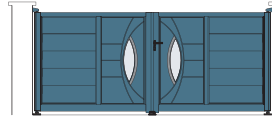
Antalya - M2



Antalya - M3

Swing Gates

With wide boards of 250 x 25 mm Available in sliding gate (with central pillar 50 mm)



Antalya - M1
Large boards




Antalya - M2
Large boards




Antalya - M3
Large boards

Sliding Gate single leaf version



Antalya - M4



Antalya - M4
Large boards

All sliding gates are supported by the top rail, with a roller guide.

Model with brushed stainless steel inserts and white translucent glazing



The ANTALYA is available in swing and sliding versions, flat top only.
The decorative inserts are double-sided (inside and outside pattern). A simplified version is available with 1 sided decorative inserts (outside pattern only)
