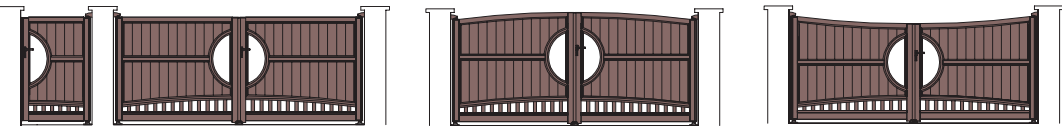


REVELATION / NAOS Model

THE RANGE

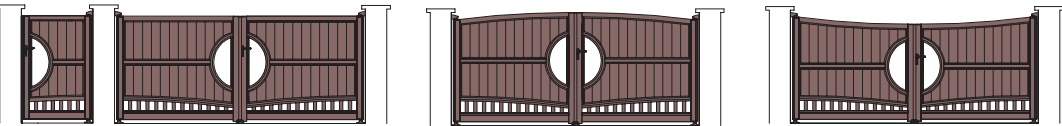
The NAOS model, in its various arrangements, is available in swing and sliding versions, with matching pedestrian gates and railings. Minimum gate height 1,60 m. Large boards of 250 x 25 mm are not available in NAOS model.



NAOS 1 flat top

NAOS 1 convex

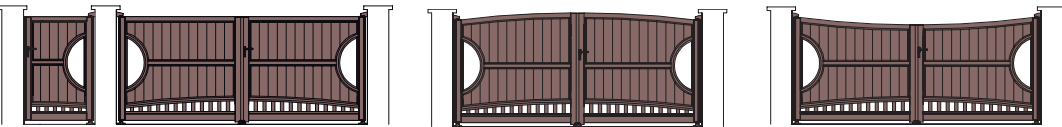
NAOS 1 concave



NAOS 2 flat top

NAOS 2 convex

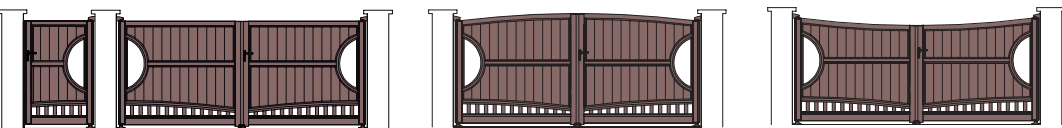
NAOS 2 concave



NAOS 3 flat top

NAOS 3 convex

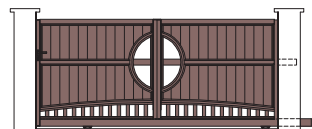
NAOS 3 concave



NAOS 4 flat top

NAOS 4 convex

NAOS 4 concave




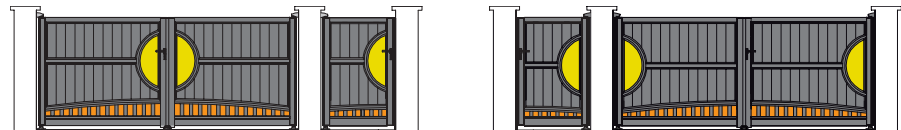
SLIDING GATE

Available for all NAOS models 1 to 4. These models are supported at the central cross member (for all styles including flat top) with 2 guide posts. The central guide rail will be visible from the outside if the infills in the gate are not opaque.

CUSTOMISATION OF THE NAOS MODEL

Choice of usable materials (in areas ) :

- 8 mm Laminated glass (no additional cost)
- 2 mm Aluminium sheet full or perforated R10T15 (no additional cost)
- 2 mm Aluminium perforated sheet 'Harmony' with square perforations 10 x 10 mm (additional cost)
- Bi-coloration possible (no additional cost in standard colours)



POWDERCOATED PERFORATED ALUMINIUM SHEET R10T15 (holes Ø 10 mm with 15 mm spacing)

A small example of colours. The entire RAL chart is available

THE RANGE OF TINTED GLASS



Dark pink Light pink Dark yellow Light yellow Light blue

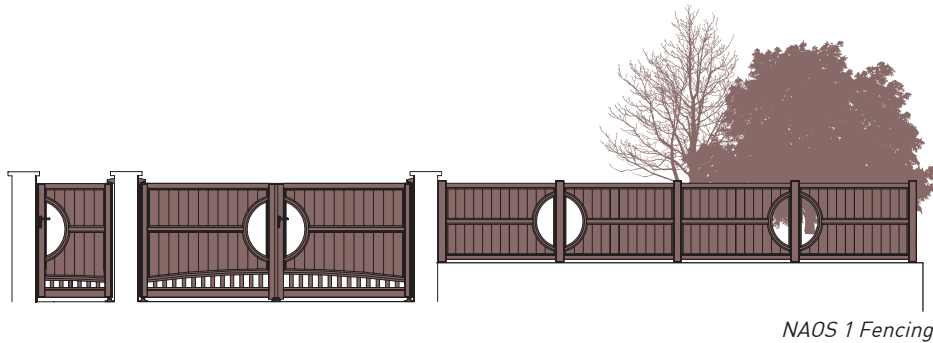


Dark grey Light grey Clear Opaque Bronze

REVELATION / NAOS Model

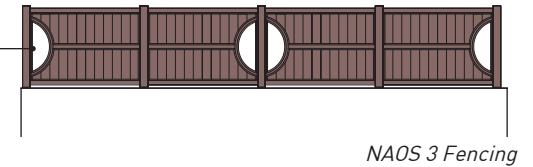
GATES & FENCING

NAOS fences are customisable in the same way as gates and pedestrian gates.
Minimum fence height: 1,10 m. Height up to 1.50 m.
Sloped fences are not possible with the NAOS Model.

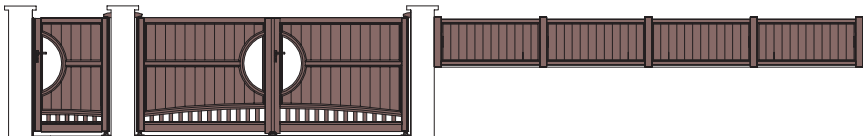


The NAOS Fence
available in 2 versions:
NAOS 1 and NAOS 3


The vision panels of the Fences are
also customisable to match the gates (solid
or perforated sheet, coloured glass)



Other matching Fences for NAOS Models



*JABAL Contemporary range, sloped Fencing
possible (10% maximum slope)*



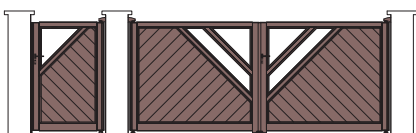
*AUKENA 45 Range Contemporary with
narrow bars 45 x 22 mm slope Fence
possible (10% maximum slope)*

REVELATION / KAJAM Model


THE RANGE

The KAJAM model, in its various forms, is available in swing and sliding versions, with matching pedestrian gates and fences.

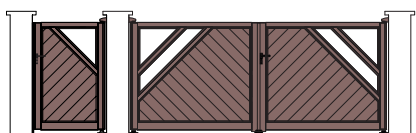
Large boards 250 x 25 mm not available in KAJAM model.



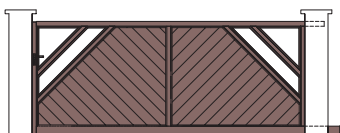
KAJAM 1



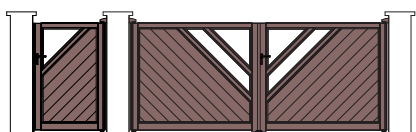
KAJAM 1 sliding gate




KAJAM 2



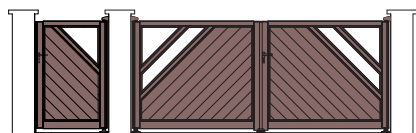
KAJAM 2 sliding gate



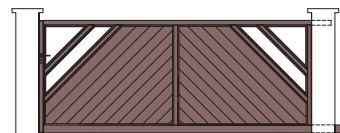
KAJAM 3



KAJAM 3 sliding gate



KAJAM 4



KAJAM 4 sliding gate

CUSTOMISATION OF THE KAJAM MODEL

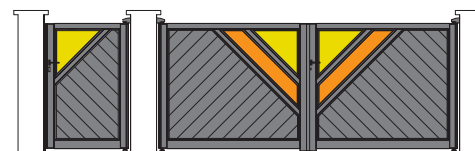
Choice of usable materials (in areas ) :

8 mm Laminated glass (no additional cost)


2 mm Aluminium sheet full or perforated R10T15 (no additional cost)

2 mm Aluminium perforated sheet 'Harmony' with square perforations 10 x 10 mm (additional cost)

Bi-coloration possible (no additional cost in standard colours)



KAJAM pedestrian gates only have one customisable area due to their small width



POWDERCOATED PERFORATED
ALUMINIUM SHEET R10T15
(holes Ø 10 mm with 15 mm spacing)

A small example of colours. The entire RAL chart is available

THE RANGE OF TINTED GLASS



Dark pink

Light pink



Dark yellow

Light yellow



Light blue



Dark grey

Light grey



Clear


Opaque

Bronze

REVELATION / KAJAM Model

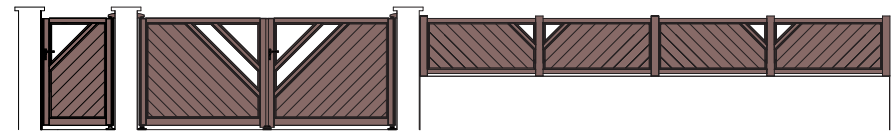
GATES, PEDESTRIAN GATES & FENCING

KAJAM fences are customisable in the same way as gates and pedestrian gates. Fencing height up to 1.50 m.
Sloped fences are not possible with the KAJAM model



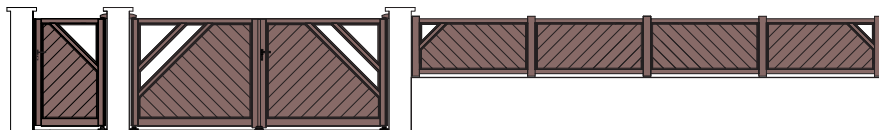
KAJAM 1

KAJAM 1 Fencing



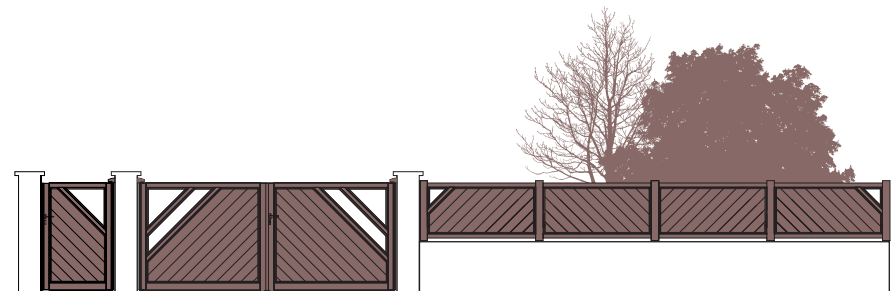
KAJAM 3

KAJAM 3 Fencing



KAJAM 2

KAJAM 2 Fencing



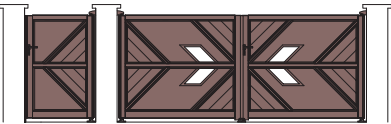
KAJAM 4

KAJAM 4 Fencing

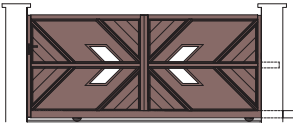
REVELATION / MIRA Model

THE RANGE

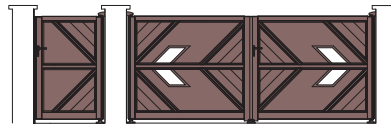
The MIRA model is characterised by its geometric design combining solid sheet and joined boards. This model makes it possible to integrate laminated glass in the middle of lacquered solid aluminium sheets, which gives it a great modern feel. MIRA also opens up many options for colouring.



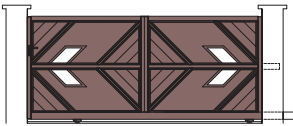
MIRA 1



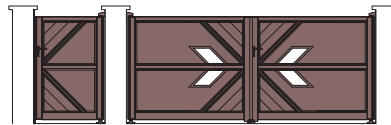
MIRA 1 Sliding gate



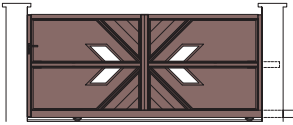
MIRA 2



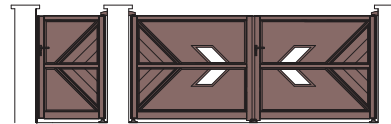
MIRA 2 Sliding gate



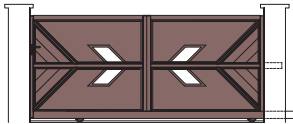
MIRA 3



MIRA 3 Sliding gate



MIRA 4



MIRA 4 Sliding gate


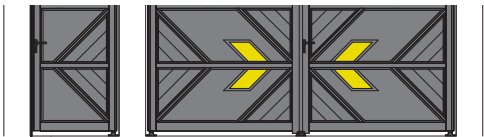
SLIDING GATE

Available for all MIRA models 1 to 4.

CUSTOMISATION OF THE MIRA MODEL

Choice of usable materials (in areas ) :


- 8 mm Laminated glass (no additional cost)
- 2 mm Aluminium sheet full or perforated R10T15 (no additional cost)
- 2 mm Aluminium perforated sheet 'Harmony' with square perforations 10 x 10 mm (additional cost) Bi-coloration possible (no additional cost in standard colours)



POWDERCOATED PERFORATED ALUMINIUM SHEET R10T15 (holes Ø 10 mm with 15 mm spacing)

A small example of colours. The entire RAL chart is available

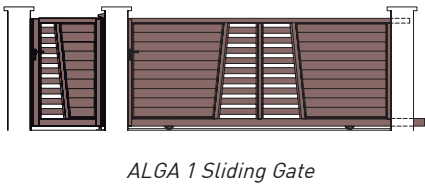
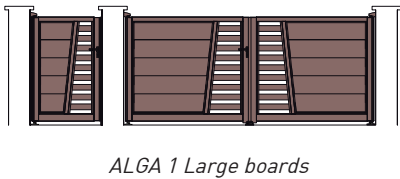
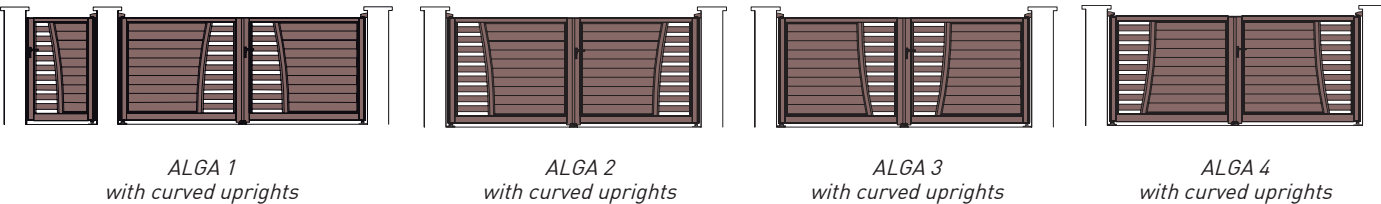
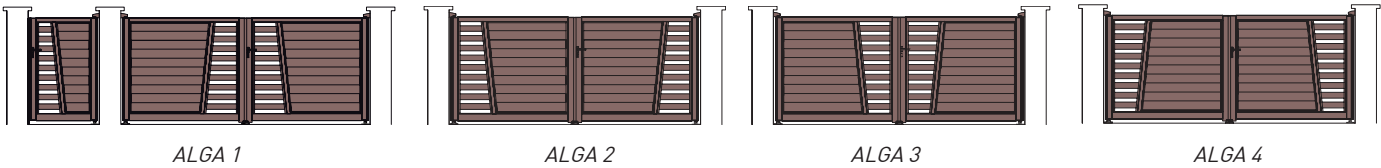
THE RANGE OF TINTED GLASS



REVELATION / ALGA Model

THE RANGE

The ALGA models, in their different variants, are all available in swing and sliding gate versions, with matching pedestrian gates and fences.



OPTIONAL LARGE BOARDS

Available for ALGA models 1 to 4 in swing and sliding gate versions, with matching pedestrian gates and fences, and straight diagonal uprights only (not possible with curved uprights).

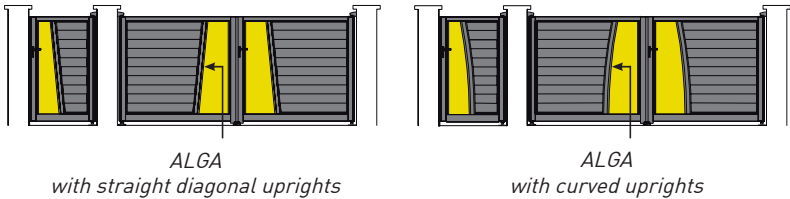
SLIDING GATES

Available for all ALGA models 1 to 4 with straight or curved uprights. With central upright of 50 mm. Supported by the top crossrail with roller guide.

CUSTOMISATION OF THE ALGA MODEL


Choice of optional materials (in areas ) :

- Design bars 80 x 22 mm (as standard)
- Louvre bars 120 x 22 mm (extra cost)
- 2 mm Aluminium sheet solid or perforated R10T15 (as standard)
- 2 mm Aluminium sheet 'Harmony' with square perforations 10 X 10 mm (at additional cost)
- Bi-colour available (as standard in the basic colours)




POWDERCOATED PERFORATED ALUMINIUM SHEET R10T15

(holes Ø 10 mm with 15 mm spacing)



A small example of colours. The entire RAL chart is available

THE RANGE OF TINTED GLASS



Dark pink Light pink Dark yellow Light yellow Dark blue Light blue Dark grey Light grey Clear Opaque Bronze

REVELATION / ALGA Model


GATES, PEDESTRIAN GATES & FENCING

ALGA fences are customisable in the same way as gates and pedestrian gates.
Fencing height up to 1.50 m. Slope fences are not possible



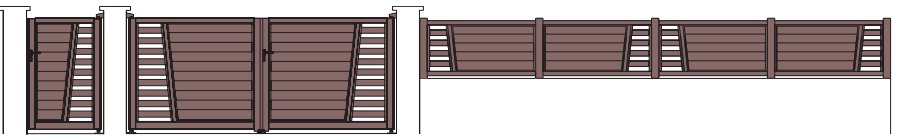
ALGA 1

ALGA 1 Fencing



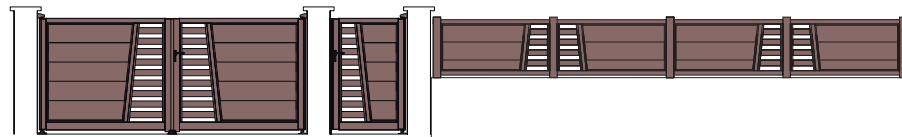
Example: ALGA 1 with curved uprights

ALGA fence with curved uprights
Available for ALGA fences 1 to 4



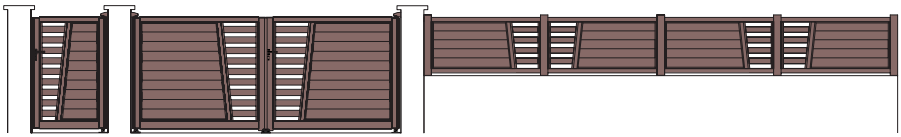
ALGA 2

ALGA 2 Fencing



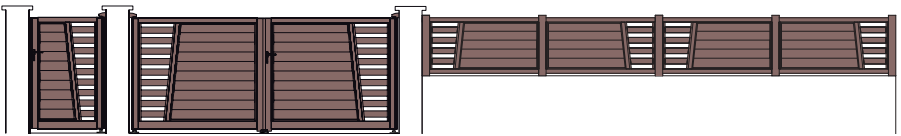
Example: ALGA 1 with wide boards and
diagonal uprights only (not possible with
curved uprights)

ALGA fence with wide boards available for
ALGA fences 1 to 4.
With straight diagonal uprights only (not
possible with curved uprights)



ALGA 3

ALGA 3 Fencing



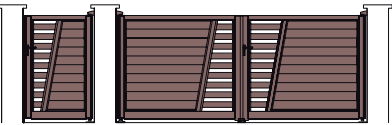
ALGA 4

ALGA 4 Fencing

REVELATION / ALTAR Model

The ALTAR model is a variation of the ALGA model with a modern styling. Assorted pedestrian gates and fences are also available.

THE RANGE



ALTAR 1



ALTAR 2



ALTAR 3



ALTAR 4



SLIDING GATE
Available for all ALTAR models 1 to 4.

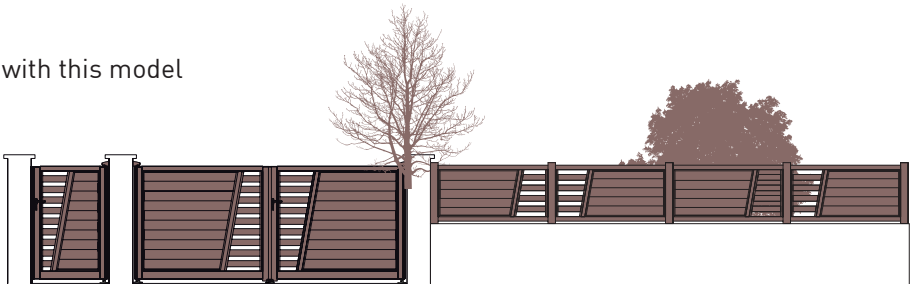


OPTIONAL LARGE BOARDS
For ALTAR models 1 to 4 swing and sliding gates. Pedestrian gates and fences to match.

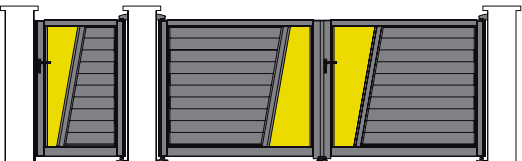
GATES, PEDESTRIAN GATES & FENCING

ALTAR fences are also customisable.
Fence height up to 1.50 m. Sloped fence not possible with this model

Example:
ALTAR 1 Model



CUSTOMISATION OF THE ALTAR MODEL



Choice of usable materials (in areas ) :

- Design bars 80 x 22 mm (as standard)
- 120 x 22 mm louvre bars (additional cost)
- 2 mm Aluminium sheet full or perforated R10T15 (no additional cost)
- 2 mm Aluminium perforated sheet 'Harmony' with square perforations 10 x 10 mm (additional cost)

REVELATION / TERA Model

With designer bars, perforated or solid aluminium sheets, you can develop the style you want for your gate pedestrian gate and fencing.

THE RANGE



TERA 1



TERA 2



SLIDING GATE
Available for
TERA models 1 and 2.

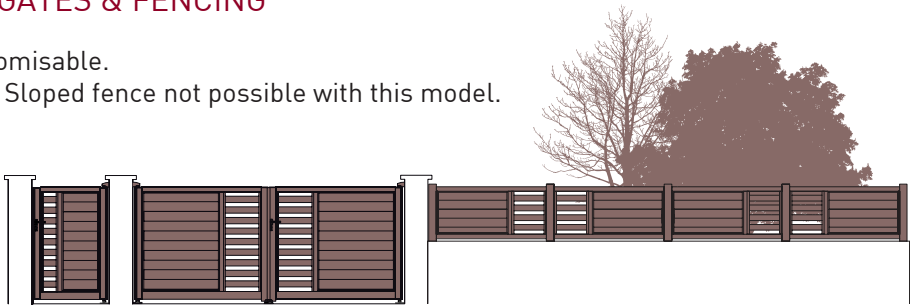


OPTIONAL LARGE BOARDS
For TERA models 1 and 2 swing
and sliding gates. Pedestrian
gates and fencing.

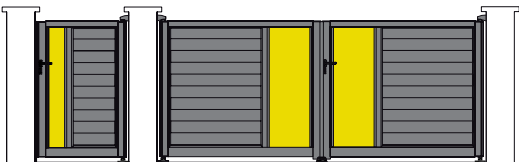
GATES, PEDESTRIAN GATES & FENCING

TERA fences are also customisable.
Fence height up to 1.50 m. Sloped fence not possible with this model.

Example:
TERA 1 model



CUSTOMISATION OF THE TERA MODEL



Choice of usable materials (in areas) :

- Design bars 80 x 22 mm (as standard)
- 120 x 22 mm louvre bars (additional cost)
- 2 mm Aluminium sheet full or perforated R10T15 (no additional cost)
- 2 mm Aluminium perforated sheet 'Harmony' with square perforations 10 x 10 mm (additional cost)